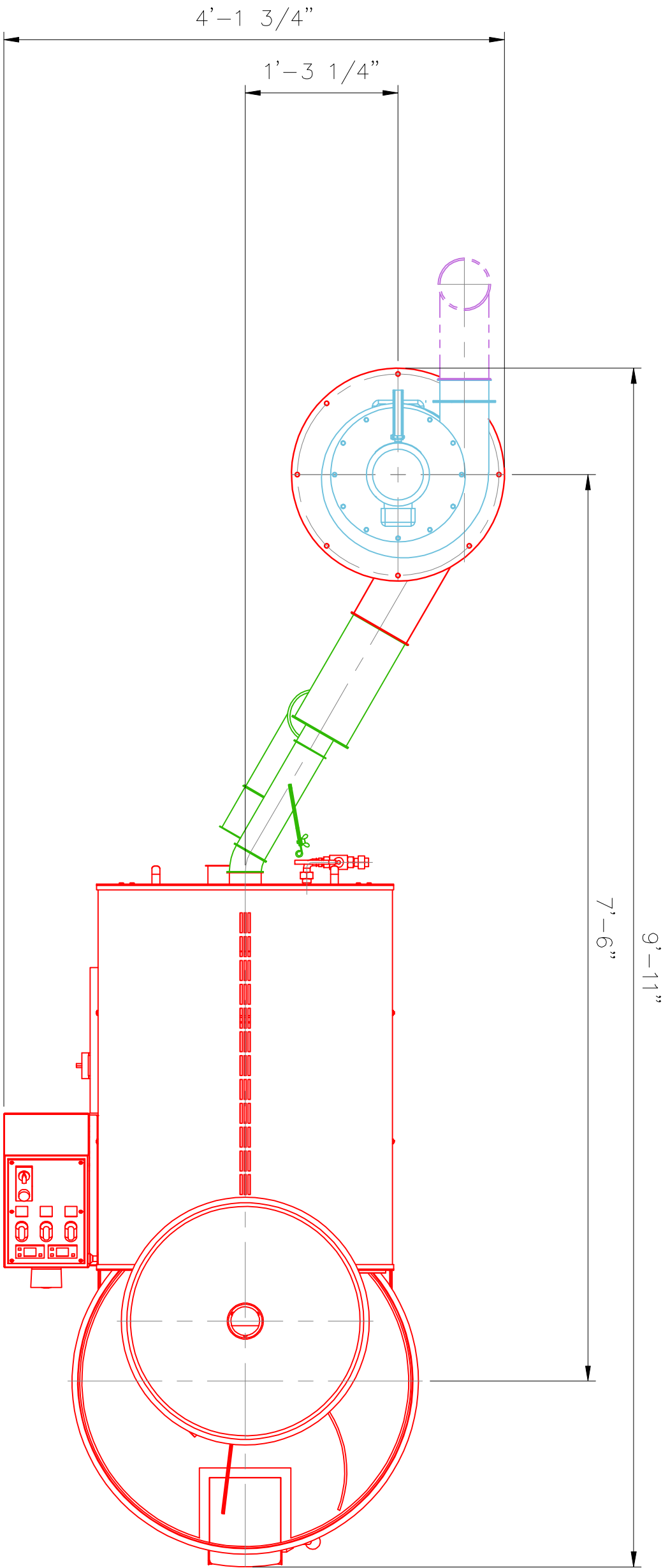
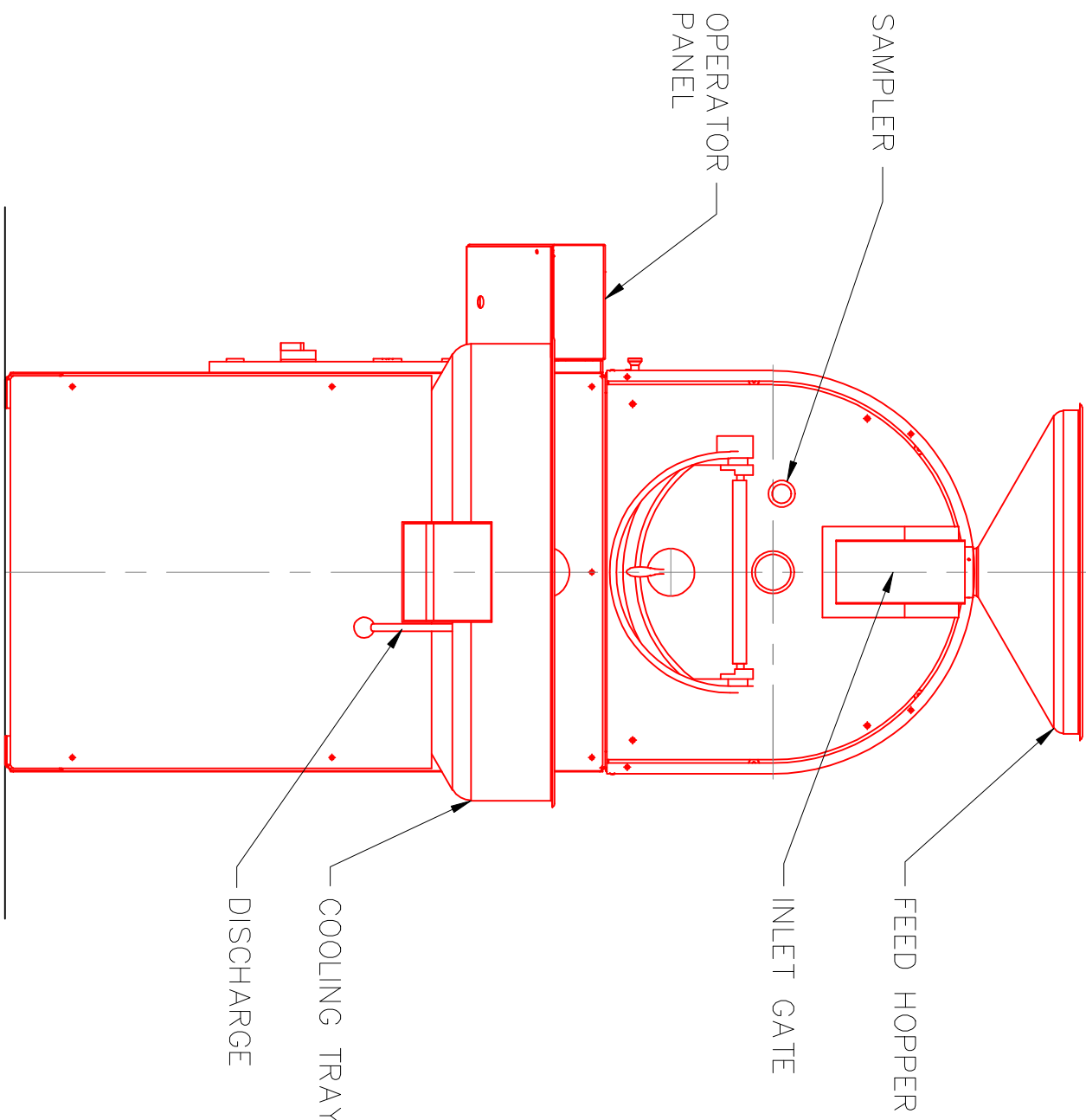
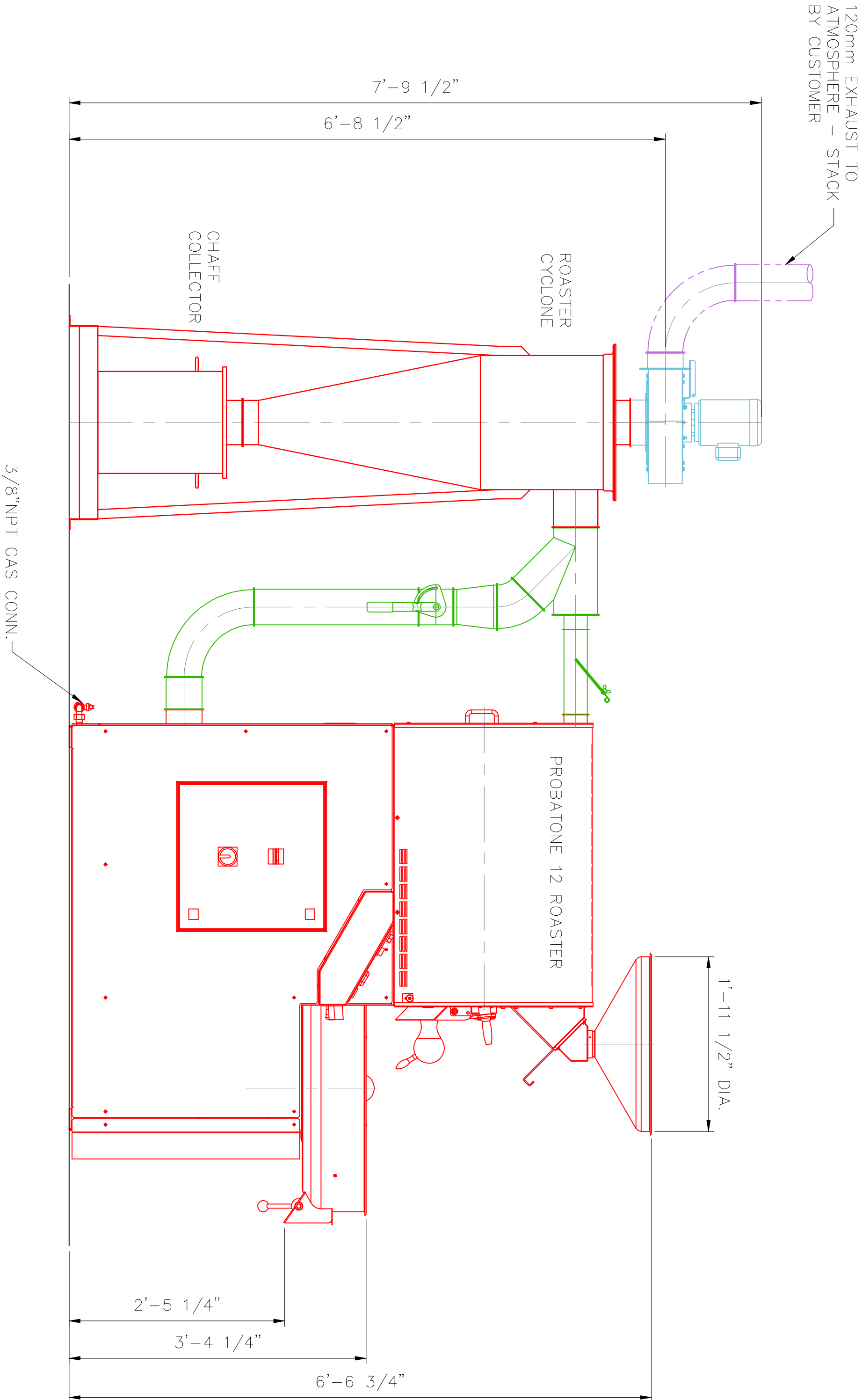


NOTE: SYSTEM COMPONENT POSITIONS ARE SHOWN FOR REFERENCE AND MAY BE POSITIONED AS REQUIRED BY VARYING THE LENGTHS AND POSITIONS OF THE CONNECTING DUCTWORK. CYCLONE MAY ALSO BE SUPPLIED WITH CW ROTATION.



- GENERAL NOTES:
- 1.) CUSTOMER:
  - 2.) LOCATION:
  - 3.) FUEL TYPE: NG or PROPANE
  - 4.) UTILITY REQUIREMENTS:  
VOLTAGE: 110V 60Hz 1Ph  
GAS: 0.5 PSI GAS PRESSURE REQ'D, 3/8" NPT CONN. ROASTER  
GAS: 0.5 PSI GAS PRESSURE REQ'D, 1/2" NPT CONN. AFTERBURNER
  - 5.) STANDARD ROASTER COLOR: BLACK w/SILVER TRIM
  - 6.) CUSTOMER TO PROVIDE ALL EXHAUST STACKS.
  - 7.) ALLOW MINIMUM 3'-0" AROUND ROASTER FOR OPERATION AND MAINTENANCE.



REF. PROBAT-WERKE DWG. NO.:

MAS PART NUMBER:

THIS DRAWING, REPRODUCTION, OR SPECIFICATION IS THE PROPERTY OF PROBAT, INC. NO REPRODUCTION OR DISCLOSURE OF THE INFORMATION CONTAINED HEREIN IS TO BE MADE. IT SHALL BE RETURNED INTACT UPON REQUEST.



**PROBAT BURNS**  
601 CORPORATE WOODS PARKWAY  
VERNON HILLS, IL 60061

DRAWN BY  
TRH  
16 MAR. 2011  
CHK'D BY

**PROBAT BURNS**  
Roast. Assured.<sup>™</sup>

EQUIP. PROBATONE 12

PART NAME: ROASTER GENERAL ARRANGEMENT

SCALE: 1"=1'-0" | JO. | REF.

DWG. NO. PLD0055-00

FRACTIONAL	±1/16
XX	±.015
XXX	±.010
XXXX	±.005
XXXXX	±.0005

DATE	10/16/2011	DATE	16 MAR. 2011	DATE	16 MAR. 2011
REVISION	10/16/2011	REVISION	16 MAR. 2011	REVISION	16 MAR. 2011
DATE	10/16/2011	DATE	16 MAR. 2011	DATE	16 MAR. 2011
REVISION	10/16/2011	REVISION	16 MAR. 2011	REVISION	16 MAR. 2011
DATE	10/16/2011	DATE	16 MAR. 2011	DATE	16 MAR. 2011
REVISION	10/16/2011	REVISION	16 MAR. 2011	REVISION	16 MAR. 2011

DATE	10/16/2011	DATE	16 MAR. 2011	DATE	16 MAR. 2011
REVISION	10/16/2011	REVISION	16 MAR. 2011	REVISION	16 MAR. 2011
DATE	10/16/2011	DATE	16 MAR. 2011	DATE	16 MAR. 2011
REVISION	10/16/2011	REVISION	16 MAR. 2011	REVISION	16 MAR. 2011
DATE	10/16/2011	DATE	16 MAR. 2011	DATE	16 MAR. 2011
REVISION	10/16/2011	REVISION	16 MAR. 2011	REVISION	16 MAR. 2011